

Data Sheet | Item Number: 243-113

Mounting carrier; for 6 connectors; 243 Series; for DIN-35 rail mounting/screw mounting; orange

<https://www.wago.com/243-113>



Color: ■ orange

Quick Fix Mounting

Finding that the MICRO PUSH WIRE® Connectors for Junction Boxes are ideal for DIN-rail-mount panel applications, electrical installers have requested the ability to use them in distribution panels. These connectors provide easy connections for smaller conductors used in low-current applications. They are well-suited to terminating telephone-style conductors for connecting alarms, bells, door sensors, communication systems and more.

The mounting carrier is WAGO's professional solution. It is available with mounting slots for 4 or 6 connectors.

Depending on the number of conductors, each mounting slot can accommodate a 4- or 8-conductor MICRO PUSH WIRE® Junction Box Connector. The connectors simply snap into the mounting slots and are removable, allowing conductors to be exchanged during changeover.

The carrier is designed for easy mounting directly to the DIN-35 rail, or to a panel, via the screw-mount flanges provided on both sides. A large marking area for direct marking with a permanent felt-tip pen or for pre-printed, self-adhesive marking strips is provided for clear circuit identification.

Mechanical data

Mounting type	DIN-35 rail Screw mount
Suitable	for 6 connectors

Material data

Note (material data)	Information on material specifications can be found here
Color	orange
Fire load	0.079 MJ
Weight	2.6 g

Commercial data

Product Group	7 (Push Wire Conn.)
eCl@ss 10.0	27-14-11-92
eCl@ss 9.0	27-14-11-92
ETIM 8.0	EC002848
ETIM 7.0	EC002848
PU (SPU)	50 (10) pcs
Packaging type	Box
Country of origin	DE
GTIN	4017332335492
Customs tariff number	39269097900

Environmental Product Compliance

RoHS Compliance Status	Compliant, No Exemption
------------------------	-------------------------

Downloads

Environmental Product Compliance

Compliance Search	
Environmental Product Compliance 243-113	↓

Documentation

Bid Text			
243-113	19.05.2017	doc 23.50 KB	↓
243-113	19.02.2019	xml 2.52 KB	↓
ausschreiben.de 243-113			↓

CAD/CAE-Data

CAD data	
2D/3D Models 243-113	↓

CAE data	
EPLAN Data Portal 243-113	↓
WSCAD Universe 243-113	↓
ZUKEN Portal 243-113	↓

1 Compatible Products

1.1 Optional Accessories



1.1.1 Marking

1.1.1.1 Marking strip






Item No.: 210-833
 Marking strips; 25 m on roll; 6 mm wide;
 plain; Self-adhesive; white

Installation Notes



Inserting a MICRO junction box connector into the mounting carrier.

Removing a mounting carrier from the assembly.



Typical application in a terminal box for burglar alarm
– screw-mounted carrier

Example of a residential door bell application
– carriers mounted on a DIN-35 rail

Example of a residential intercom application